

Scaled data based on original data using
LM-79-08 Approved Method: Electrical and Photometric Measurements of Solid-
State Lighting Products

Test Report Prepared for
Cooper Lighting Solutions
(formerly Eaton)

Brand: McGRAW-EDISON

Report Number: P200369

Luminaire Tested: **GWC-AF-01-LED-E1-T4FT-7050-1200**

Issue Date: 3/3/2020

Test Information

Test Method: LM-79-08
Report Number: P200369
TEST IS SCALED FROM IESNA LM-79-08 TEST DATA (P24295)
Test Lab: INNOVATION CENTER P2
Issue Date: 3/3/2020
Manufacturer: COOPER LIGHTING SOLUTIONS (FORMERLY EATON)
Product Line: MCGRAW-EDISON
Catalog Number: GWC-AF-01-LED-E1-T4FT-7050-1200
Description: GALLEON WALL LUMINAIRE
(1) 70 CRI, 5000K, 1200mA LIGHTSQUARE WITH 16 LEDS EACH AND TYPE IV FORWARD THROW OPTICS
Light Source: -
Ballast/Driver: ELECTRONIC DRIVER

Summary

Lumens per Lamp: N/A
Luminaire Lumens: 7016 lumens
Efficiency: N/A
Efficacy: 104.7 lumens/watt
Luminous Opening: Rectangular (W 0.5' x L: 0.5' x H: 0')
IES Classification: Type IV - Short - Non-Cutoff
BUG Rating: B1 - U0 - G2

Input Watts (W): 67
Input Voltage (V): NR
Input Current (Ain): NR
Voltage Rise (V): NR
Power Factor: NR
Total Harmonic Distortion (THDi): NR
Frequency (hertz): 60
Stabilization Time: NR
Operation Time: NR
Ambient Temperature (°C): NR
Test Distance: 25 FT

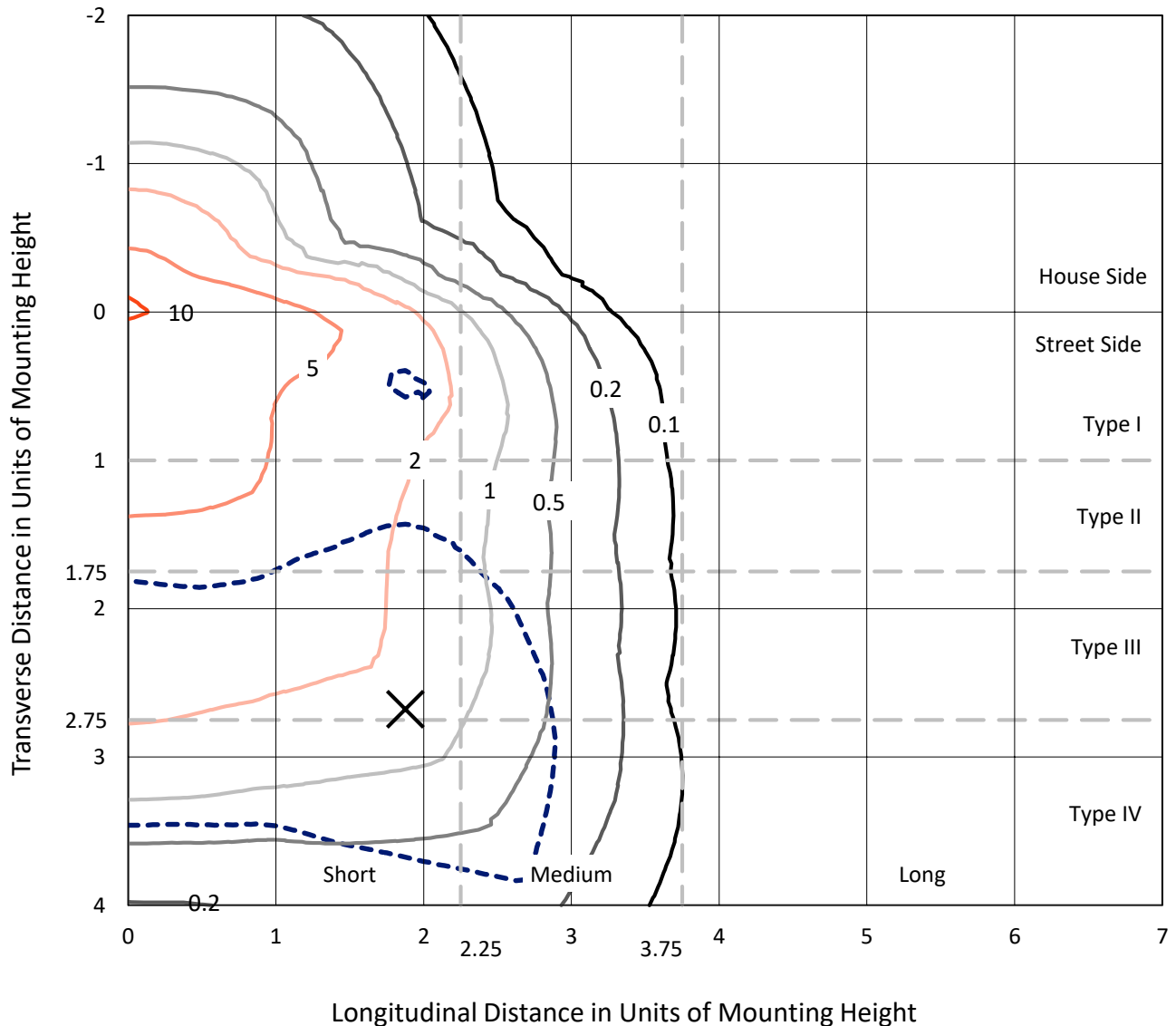


REPORT NUMBER: P200369

CATALOG NUMBER: GWC-AF-01-LED-E1-T4FT-7050-1200

Iso-Footcandle Lines of Horizontal Illumination

× Max cd
 - - - 1/2 Max cd

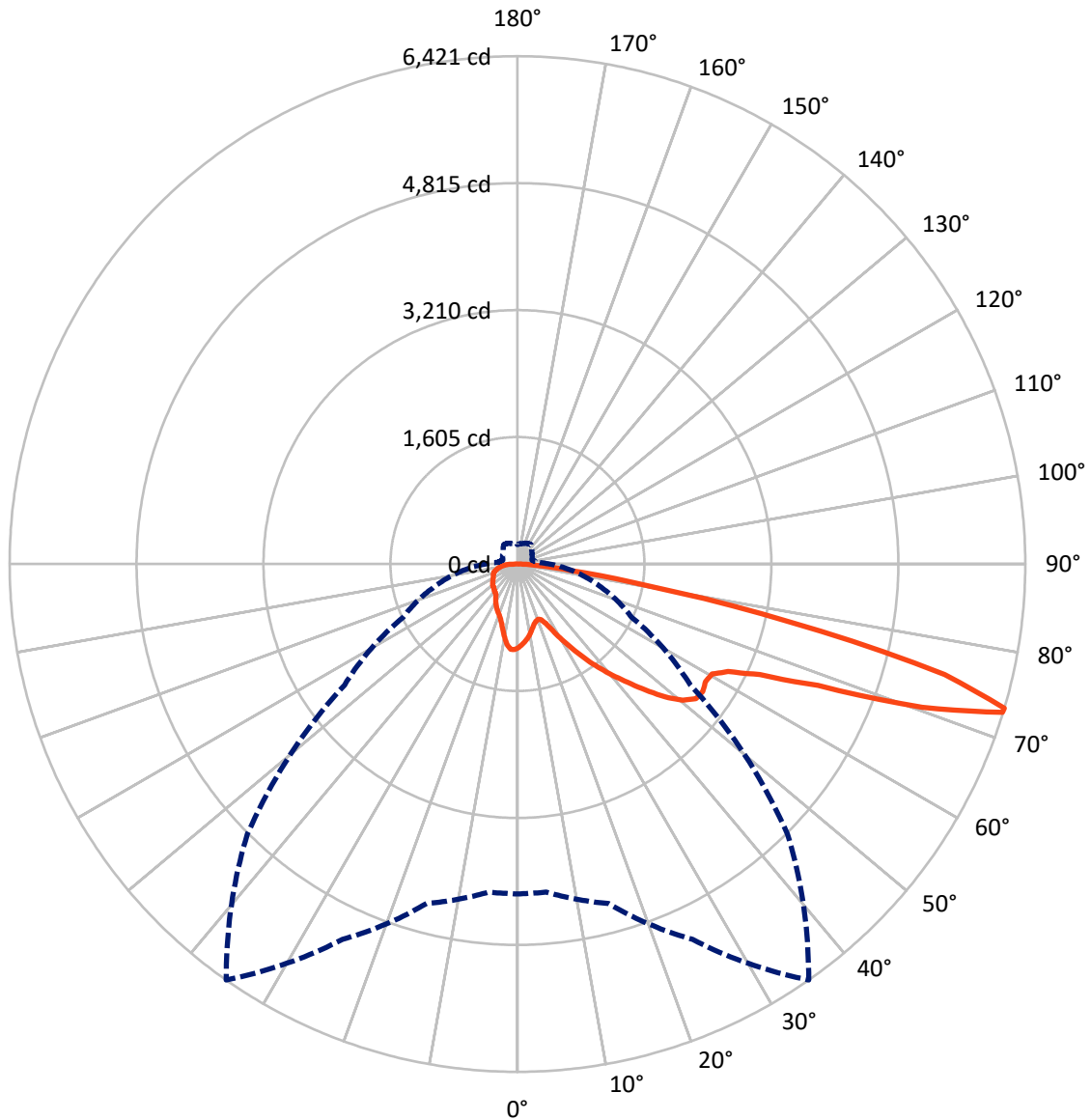


Based on 10 foot mounting height. Maximum calculated value = 10.6 fc
 Type IV - Short - Non-Cutoff

REPORT NUMBER: P200369

CATALOG NUMBER: GWC-AF-01-LED-E1-T4FT-7050-1200

Luminous Intensity Polar Plot



— Vertical Plane Through 35-Deg Lateral - - - Horizontal Cone Through 73-Deg Vertical

REPORT NUMBER: P200369

CATALOG NUMBER: GWC-AF-01-LED-E1-T4FT-7050-1200

FLUX DISTRIBUTION:

		Downward	Upward	Total
House Side	Lumens	1338.1	0.0	1338.1
	% Fixture	19.1	0.0	19.1
Street Side	Lumens	5677.9	0.0	5677.9
	% Fixture	80.9	0.0	80.9
Total	Lumens	7016.0	0.0	7016.0
	% Fixture	100.0	0.0	100.0

Coefficient of Utilization

ZONAL LUMENS:

Zone	Lumens	% Fixture
0°-10°	95.9	1.4
10°-20°	239.3	3.4
20°-30°	386.8	5.5
30°-40°	648.6	9.2
40°-50°	999.8	14.3
50°-60°	1341.3	19.1
60°-70°	1786.9	25.5
70°-80°	1362.9	19.4
80°-90°	154.5	2.2
90°-100°	0.0	0.0
100°-110°	0.0	0.0
110°-120°	0.0	0.0
120°-130°	0.0	0.0
130°-140°	0.0	0.0
140°-150°	0.0	0.0
150°-160°	0.0	0.0
160°-170°	0.0	0.0
170°-180°	0.0	0.0
0°-90°	7016.0	100.0
0°-180°	7016.0	100.0



REPORT NUMBER: P200369

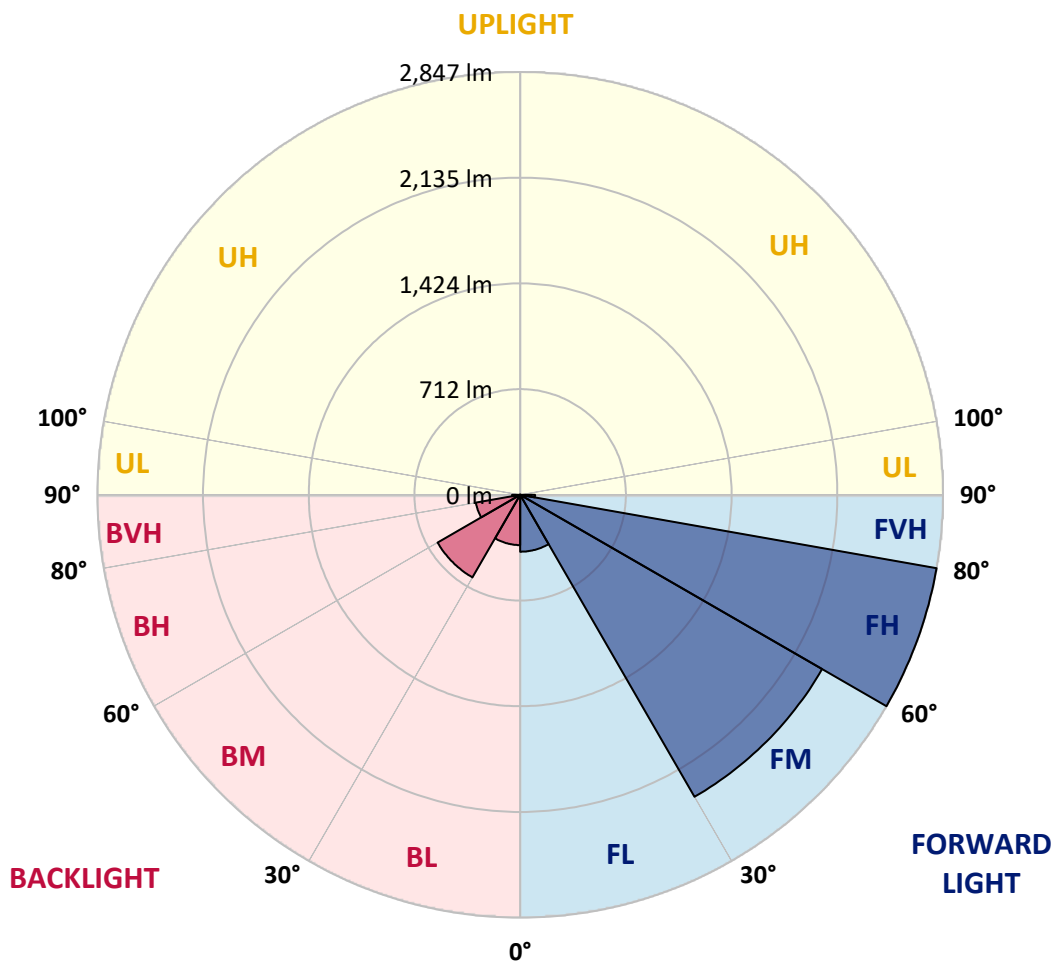
CATALOG NUMBER: GWC-AF-01-LED-E1-T4FT-7050-1200

LUMINAIRE CLASSIFICATION SYSTEM LUMEN TABLE AND BUG RATING:

Zone		Lumens	% Fixture	Zone Rating/Lumen Limit		
				B	U	G
FL	(0°-30°)	383.3	5.5			
FM	(30°-60°)	2347.6	33.5			
FH	(60°-80°)	2847.1	40.6			G2/5000
FVH	(80°-90°)	99.9	1.4			G1/100
BL	(0°-30°)	338.6	4.8	B1/500		
BM	(30°-60°)	642.2	9.2	B1/1000		
BH	(60°-80°)	302.7	4.3	B1/500		G1/500
BVH	(80°-90°)	54.6	0.8			G1/100
UL	(90°-100°)	0.0	0.0		U0/0	
UH	(100°-180°)	0.0	0.0		U0/0	

BUG Rating: B1-U0-G2

Type IV Short





REPORT NUMBER: P200369

CATALOG NUMBER: GWC-AF-01-LED-E1-T4FT-7050-1200

CANDELA DISTRIBUTION (FULL):

	0°	5°	15°	25°	35°	45°	55°	65°	75°	85°	90°
0°	1058.9	1058.9	1058.9	1058.9	1058.9	1058.9	1058.9	1058.9	1058.9	1058.9	1058.9
2.5°	1017.2	1019.2	1016.8	1019.8	1024.9	1030.3	1034.0	1039.4	1045.5	1053.9	1055.9
5°	969.3	972.3	972.3	977.7	987.5	996.3	1004.4	1013.1	1025.9	1040.4	1046.1
7.5°	916.8	918.4	921.5	929.6	943.7	956.2	967.6	981.8	999.3	1018.5	1028.6
10°	853.4	855.8	860.5	871.9	891.1	908.3	924.8	944.4	966.6	990.5	1003.3
12.5°	808.6	807.9	810.0	818.4	835.2	856.1	880.0	905.0	932.3	960.2	975.7
15°	793.4	789.7	782.0	780.0	789.1	810.0	837.6	868.2	900.9	934.6	953.8
17.5°	802.9	796.5	775.2	759.7	758.4	774.2	803.5	837.9	875.6	916.8	940.7
20°	862.2	847.0	794.8	758.7	746.3	754.0	779.6	816.0	860.5	915.1	945.7
22.5°	1004.0	981.8	870.9	803.9	761.8	752.3	771.5	810.3	862.2	936.0	975.0
25°	1210.5	1178.9	1001.7	916.4	829.5	779.3	783.7	823.4	886.1	984.5	1031.6
27.5°	1373.6	1353.1	1172.5	1075.1	952.8	852.1	823.1	856.4	934.9	1064.0	1112.2
30°	1470.6	1458.2	1355.1	1255.0	1110.1	968.0	898.6	918.4	1011.4	1174.2	1213.9
32.5°	1583.2	1575.8	1525.2	1433.2	1280.0	1120.3	1018.2	1011.1	1113.8	1306.6	1324.8
35°	1699.7	1697.4	1667.7	1601.7	1462.2	1321.1	1176.9	1129.0	1225.4	1444.0	1432.6
37.5°	1808.2	1804.2	1787.0	1748.6	1652.9	1536.7	1338.6	1250.0	1345.6	1575.4	1524.6
40°	2008.0	1976.4	1917.4	1888.4	1845.6	1718.3	1466.9	1362.8	1470.3	1700.8	1604.1
42.5°	2251.6	2200.1	2090.2	2050.5	2044.4	1861.5	1554.5	1472.3	1596.0	1825.1	1682.2
45°	2443.3	2394.8	2300.1	2249.9	2272.2	1991.2	1642.5	1589.2	1725.4	1955.5	1762.8
47.5°	2647.8	2571.7	2446.4	2461.5	2510.0	2113.8	1732.1	1714.9	1867.2	2101.4	1862.8
50°	2655.2	2597.0	2542.0	2632.7	2708.1	2226.7	1844.3	1846.6	2040.7	2285.0	1995.9
52.5°	2501.3	2488.8	2576.1	2718.6	2827.4	2316.0	1972.0	1982.8	2262.7	2495.9	2142.1
55°	2447.4	2433.2	2534.0	2688.6	2843.6	2389.8	2110.5	2130.0	2531.3	2718.3	2284.6
57.5°	2578.8	2547.4	2554.2	2674.5	2804.2	2470.6	2261.4	2300.8	2823.0	2912.7	2376.3
60°	2946.0	2879.0	2751.6	2748.6	2825.4	2591.9	2435.9	2484.1	3126.3	3005.6	2340.6
62.5°	3461.2	3394.1	3155.6	3000.3	2988.8	2792.0	2650.2	2663.0	3301.5	2879.6	2122.6
65°	4018.8	3958.8	3692.3	3472.9	3367.2	3123.6	2899.2	2742.8	3244.2	2532.9	1741.2
67.5°	4695.6	4631.3	4402.2	4199.7	4097.9	3658.6	3074.0	2666.4	2880.6	1962.2	1251.6
70°	5169.0	5103.3	5013.0	5177.1	5426.1	4430.5	3096.6	2355.4	2151.6	1304.2	753.3
72.5°	4551.4	4520.8	4685.5	5376.5	6413.6	4898.8	2799.1	1714.9	1249.6	692.4	436.0
73°	4170.0	4163.3	4444.3	5236.7	6420.6	4826.7	2668.7	1594.0	1071.7	612.5	398.6
75°	1883.0	1937.3	2553.2	3999.9	5578.3	3977.3	1878.3	914.4	605.4	423.2	300.9
77.5°	452.5	471.3	798.8	1899.5	3522.8	2370.2	851.1	452.1	387.1	298.8	219.7
80°	192.7	199.1	307.6	701.8	1658.6	954.5	392.2	302.9	267.8	208.6	154.0
82.5°	107.1	113.9	174.5	318.4	669.5	325.5	239.2	210.9	176.2	125.7	100.1
85°	60.6	64.4	102.1	177.9	283.7	130.7	143.2	140.2	99.4	64.7	49.2
87.5°	28.6	31.0	49.2	82.5	111.2	51.2	72.8	80.2	62.3	39.4	25.6
90°	0.0	0.0	0.0	0.0	0.0	0.0	0.0	0.0	0.0	0.0	0.0



REPORT NUMBER: P200369

CATALOG NUMBER: GWC-AF-01-LED-E1-T4FT-7050-1200

CANDELA DISTRIBUTION (continued):

	95°	105°	115°	125°	135°	145°	155°	165°	175°	180°
0°	1058.9	1058.9	1058.9	1058.9	1058.9	1058.9	1058.9	1058.9	1058.9	1058.9
2.5°	1058.3	1064.3	1071.4	1075.1	1078.5	1082.5	1086.6	1086.6	1087.2	1087.6
5°	1050.8	1063.3	1074.4	1079.1	1080.2	1080.2	1079.1	1073.8	1069.0	1071.1
7.5°	1035.3	1053.5	1063.0	1061.3	1048.5	1033.7	1021.2	1006.0	998.3	996.9
10°	1013.1	1034.0	1035.7	1018.8	987.2	955.5	929.2	903.6	891.5	888.5
12.5°	988.5	1007.7	996.9	962.2	911.4	865.2	831.8	805.9	794.5	791.4
15°	968.6	981.8	954.5	899.9	835.9	787.0	759.4	740.2	732.1	729.8
17.5°	958.2	960.9	911.0	837.2	769.2	728.4	711.2	702.1	699.1	697.4
20°	963.2	944.4	869.6	779.0	714.6	686.0	681.9	679.6	678.9	677.9
22.5°	988.5	939.3	831.5	723.7	666.8	654.3	657.7	657.3	656.7	656.0
25°	1033.7	943.7	794.5	671.1	626.7	624.0	630.0	630.0	627.3	627.3
27.5°	1093.3	952.8	753.0	621.3	590.3	590.6	595.3	594.0	591.0	588.9
30°	1166.1	958.5	704.5	576.5	556.3	554.9	556.3	550.5	541.4	540.8
32.5°	1240.5	951.5	648.2	536.7	520.2	517.2	516.2	508.1	497.6	494.6
35°	1307.9	925.5	591.0	505.0	485.8	479.1	483.8	481.1	471.7	469.3
37.5°	1357.1	877.3	539.4	477.1	461.2	459.6	462.6	463.6	452.5	450.1
40°	1390.1	812.0	495.3	453.5	456.5	450.1	440.0	432.9	429.6	428.6
42.5°	1416.7	743.9	458.2	442.4	457.5	439.0	417.1	405.6	411.7	414.4
45°	1447.4	677.5	427.2	428.6	452.5	426.2	401.3	390.2	392.5	393.2
47.5°	1489.5	596.7	393.9	406.3	435.6	417.4	391.5	375.7	364.5	359.5
50°	1547.8	501.0	359.2	381.4	419.1	411.0	376.3	359.5	338.9	334.2
52.5°	1588.2	411.7	330.5	360.5	404.3	398.2	364.2	342.3	320.7	316.7
55°	1566.3	342.0	305.6	337.3	384.8	382.4	354.1	324.8	307.9	304.6
57.5°	1456.8	297.8	286.4	315.4	360.8	368.9	340.6	310.0	297.8	295.5
60°	1247.9	270.2	274.3	300.5	341.3	355.4	327.1	301.9	293.8	292.1
62.5°	968.3	251.7	265.2	289.7	326.1	346.0	319.7	300.9	297.8	295.8
65°	693.7	236.9	255.4	279.0	312.3	337.3	317.0	299.5	300.2	298.5
67.5°	471.3	223.7	243.6	266.8	298.8	329.5	313.3	294.8	303.2	301.2
70°	329.8	210.9	229.8	251.3	282.0	318.7	306.6	287.7	287.1	279.0
72.5°	257.4	194.1	210.9	229.8	260.4	303.6	293.1	271.9	260.8	252.4
73°	245.6	190.0	206.2	225.1	255.7	299.9	289.4	267.5	255.0	247.3
75°	203.2	172.5	187.3	204.2	235.5	282.3	271.2	247.6	231.8	227.1
77.5°	159.7	147.6	161.7	176.9	207.5	256.7	244.3	221.7	212.9	208.9
80°	118.3	122.3	134.8	148.2	179.9	229.4	218.3	195.7	234.8	225.1
82.5°	83.2	92.7	104.1	116.2	150.9	202.8	189.3	166.1	171.8	142.9
85°	49.2	60.6	71.4	81.9	108.8	168.1	156.3	132.4	108.5	103.4
87.5°	28.6	33.7	36.7	47.5	74.8	126.7	110.2	98.0	56.3	38.1
90°	0.0	0.0	0.0	0.0	0.0	0.0	0.0	0.0	0.0	0.0

(END OF REPORT)